


Hematology



 The global hematology market is expected to grow at a CAGR of 8.2% from 2021 to 2026.¹

What is driving the global Hematology market growth?²

1
Increasing number of blood donation camps

2
Rising incidences of chronic diseases and a growing geriatric population

What are the key Hematology disorders?


Leukemia


Malignancies


Hemophilia





Lymphoma


Sickle-cell anemia




Get your message across in Hematology

Leverage Wiley's expert, independent, and engaging content

What we offer:

-  **17** journals in the field
-  **1** journal ranking in the top 10 within the 2022 JCR³ Hematology category
-  **3** open access journals

About our reach:

-  **3.6M+** Unique visitors accessing Hematology content on Wiley Online Library
- 35%** Americas
- 34%** EMEA
- 31%** APAC
-  **520K+** Average monthly page views
-  **9.3M+** Full text accesses per month

We partner with 8 society partners, including



Our top 6 journals in Hematology

By impact factor



American Journal of Hematology
Annual unique visitors: **724,238**
Avg. monthly page views: **143,458**
Full text downloads: **1.6M**
Circulation: **Available on request**
2022 IF: **12.8**
2022 JCR ranking: **5/79 (Hematology)**



British Journal of Hematology
Annual unique visitors: **1,140,318**
Avg. monthly page views: **228,859**
Full text downloads: **289,367**
Circulation: **1,448**
2022 IF: **6.5**
2022 JCR ranking: **17/79 (Hematology)**



Haemophilia
Annual unique visitors: **367,352**
Avg. monthly page views: **45,099**
Full text downloads: **817,333**
Circulation: **174**
2022 IF: **3.9**
2022 JCR ranking: **30/79 (Hematology)**

By reach



British Journal of Hematology
Annual unique visitors: **1,140,318**
Avg. monthly page views: **228,859**
Full text downloads: **289,367**
Circulation: **1,448**
2022 IF: **6.5**
2022 JCR ranking: **17/79 (Hematology)**



American Journal of Hematology
Annual unique visitors: **724,238**
Avg. monthly page views: **143,458**
Full text downloads: **1.6M**
Circulation: **Available on request**
2022 IF: **12.8**
2022 JCR ranking: **5/79 (Hematology)**



Asia-Pacific Journal of Clinical Oncology
Annual unique visitors: **106,370**
Avg. monthly page views: **21,100**
Full text downloads: **150,970**
Circulation: **Available on request**
2022 IF: **1.9**
2022 JCR ranking: **214/242 (Oncology)**

Ready to give your message more visibility?

Connect with your audience through trusted content

As the world's leading society publisher of scholarly and academic research, we offer solutions to strengthen your message. From promoting your brand to educating your audience, we have the right tools to meet your objectives.

Leverage the power of Wiley's scientific community and break through the noise of endless information.

For more details, contact us at corpsolutions@wiley.com or visit us at wiley.com/corporate-solutions

 **1,600+** Journals

 **860+** Global society partners

 **207M+** Unique visitors on WOL

1. <https://www.mordorintelligence.com/industry-reports/gastrointestinal-therapeutics-market>
2. <https://www.imarcgroup.com/gastrointestinal-therapeutics-market/>
3. 2022 Journal Citation Reports (Clarivate Analytics), Hematology category.