

# Dermatology



 Global Dermatologicals Market is projected to reach \$59.30 billion by 2030, **registering a CAGR of 11.5% from 2021 to 2030.**<sup>1</sup>

## What is driving the global Dermatology market growth<sup>1</sup>?

**1**  
Prevalence of skin diseases like acne, atopic dermatitis and skin cancer

**2**  
Rise in demand for topical dermatological products

## What are the key Dermatology specialties?

-   
Investigative and experimental dermatology
-   
Contact dermatitis
-   
Dermatologic surgery
-   
Burns, wounds, and leprosy
-   
Dermatologic pathology
-   
Dermatologic oncology




## Get your message across in Dermatology

Leverage Wiley's expert, independent, and engaging content

### What we offer:

-  **Top 3** among the top 3 publishers in Dermatology
-  **23** journals in the field
-  **3** journals ranking in the top 10 within the 2022 JCR<sup>2</sup> Dermatology category
-  **7** open access journals

### About our reach:

-  **6.6M+** Unique visitors accessing Dermatology content on Wiley Online Library
- 34%**  
Americas
**32%**  
EMEA
**34%**  
APAC
-  **877K+** Average monthly page views
-  **11M+** Full text accesses per month

## We partner with 23 society partners, including



## Our top 6 journals in Dermatology

### By impact factor




**Journal of the European Academy of Dermatology and Venereology**

Annual unique visitors: **1,020,477**  
 Avg. monthly page views: **193,461**  
 Full text downloads: **1.5M**  
 Circulation: **1,559**  
 2022 IF: **9.2**  
 2022 JCR ranking: **4/70 (Dermatology)**



**Contact Dermatitis**

Annual unique visitors: **271,514**  
 Avg. monthly page views: **52,223**  
 Full text downloads: **288k**  
 Circulation: **Available on request**  
 2022 IF: **5.5**  
 2022 JCR ranking: **7/70 (Dermatology)**



**Mycoses**

Annual unique visitors: **178,591**  
 Avg. monthly page views: **35,919**  
 Full text downloads: **189k**  
 Circulation: **Available on request**  
 2022 IF: **4.9**  
 2022 JCR ranking: **10/70 (Dermatology)**

### By reach



**Journal of the European Academy of Dermatology and Venereology**

Annual unique visitors: **1,020,477**  
 Avg. monthly page views: **193,461**  
 Full text downloads: **1.5M**  
 Circulation: **1,559**  
 2022 IF: **9.2**  
 2022 JCR ranking: **4/70 (Dermatology)**



**Journal of Cosmetic Dermatology**

Annual unique visitors: **811,979**  
 Avg. monthly page views: **165,561**  
 Full text downloads: **964k**  
 Circulation: **Available on request**  
 2022 IF: **2.3**  
 2022 JCR ranking: **40/70 (Dermatology)**



**International Journal of Dermatology**

Annual unique visitors: **661,130**  
 Avg. monthly page views: **118,717**  
 Full text downloads: **590k**  
 Circulation: **1,023**  
 2022 IF: **3.6**  
 2022 JCR ranking: **15/70 (Dermatology)**

## Ready to give your message more visibility?

Connect with your audience through trusted content

As the world's leading society publisher of scholarly and academic research, we offer solutions to strengthen your message. From promoting your brand to educating your audience, we have the right tools to meet your objectives.

Leverage the power of Wiley's scientific community and break through the noise of endless information.

**For more details, contact us at [corpsolutions@wiley.com](mailto:corpsolutions@wiley.com) or visit us at [wiley.com/corporate-solutions](http://wiley.com/corporate-solutions)**

 **1,600+** Journals

 **860+** Global society partners

 **207M+** Unique visitors on WOL

1. <https://www.alliedmarketresearch.com/dermatological-drugs-market>  
 2. 2022 Journal Citation Reports (Clarivate Analytics). Dermatology category.